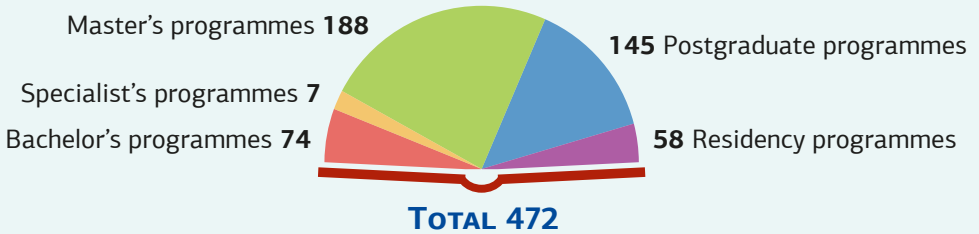


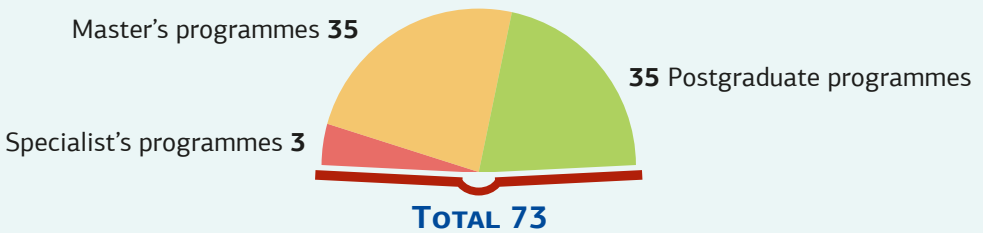


PROGRAMMES

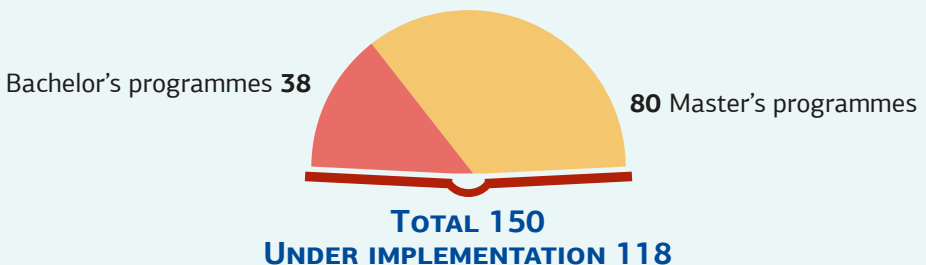
NUMBER OF DEGREE PROGRAMMES (RUDN UNIVERSITY HEAD ORGANIZATION WITHOUT BRANCHES)



NUMBER OF PROGRAMMES IN FOREIGN LANGUAGES (ENGLISH, SPANISH)



NUMBER OF DEVELOPED JOINT EDUCATIONAL PROGRAMMES (DOUBLE DIPLOMA, EXCHANGE EDUCATION) WITH PARTNER UNIVERSITIES



FURTHER EDUCATION

Number of further education programmes



OVER 1 900

Number of students taking further education programmes annually



OVER 17 000

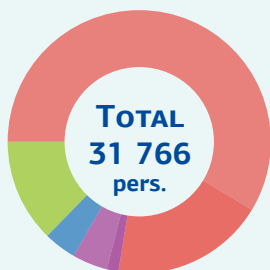
Number of international students taking further vocational education programmes



OVER 2 000

STUDENTS ENROLLED

TOTAL NUMBER OF STUDENTS IN ANY MODE OF STUDY (INCLUDING THE BRANCH)



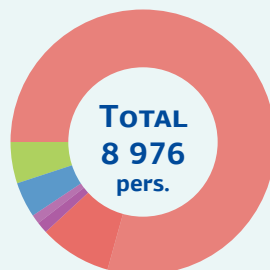
■ Total number of students pursuing bachelor's, specialist's and master's degree: **26 334**
■ Including full-time students: **21 779**

■ Number of postgraduate students (Postgraduate programme, Residency, Internship, Doctoral studies, degree seeking): **3 023**

■ Faculty of the Russian Language and General Studies: **1 097**

■ Number of students taking secondary vocational education training (RUDN University Sochi Institute): **1 312**
■ Including full-time students: **1 116**

TOTAL NUMBER OF INTERNATIONAL STUDENTS IN ANY MODE OF STUDY (INCLUDING THE BRANCH)



■ Number of international students pursuing bachelor's, specialist's and master's degree: **6 806**
■ Including full-time students: **6 059**

■ Number of postgraduate students (Postgraduate programme, Residency, Internship, Doctoral studies, degree seeking): **1 018**

■ Faculty of the Russian Language and General Studies: **1 096**


■ Number of international students taking secondary vocational education training (RUDN University Sochi Institute): **56**
■ Including full-time students: **46**

Total number of countries

TOTAL NUMBER OF STATES 155

In 2017 the following new countries appeared in the list:

Republic of Honduras, Kingdom of Saudi Arabia

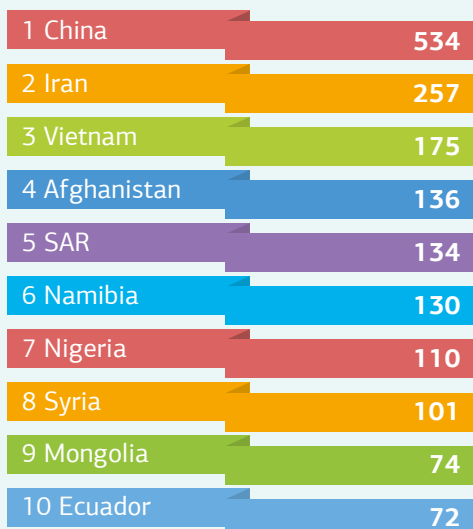


RUDN University Top 10 countries in number of international students (in any mode of study)

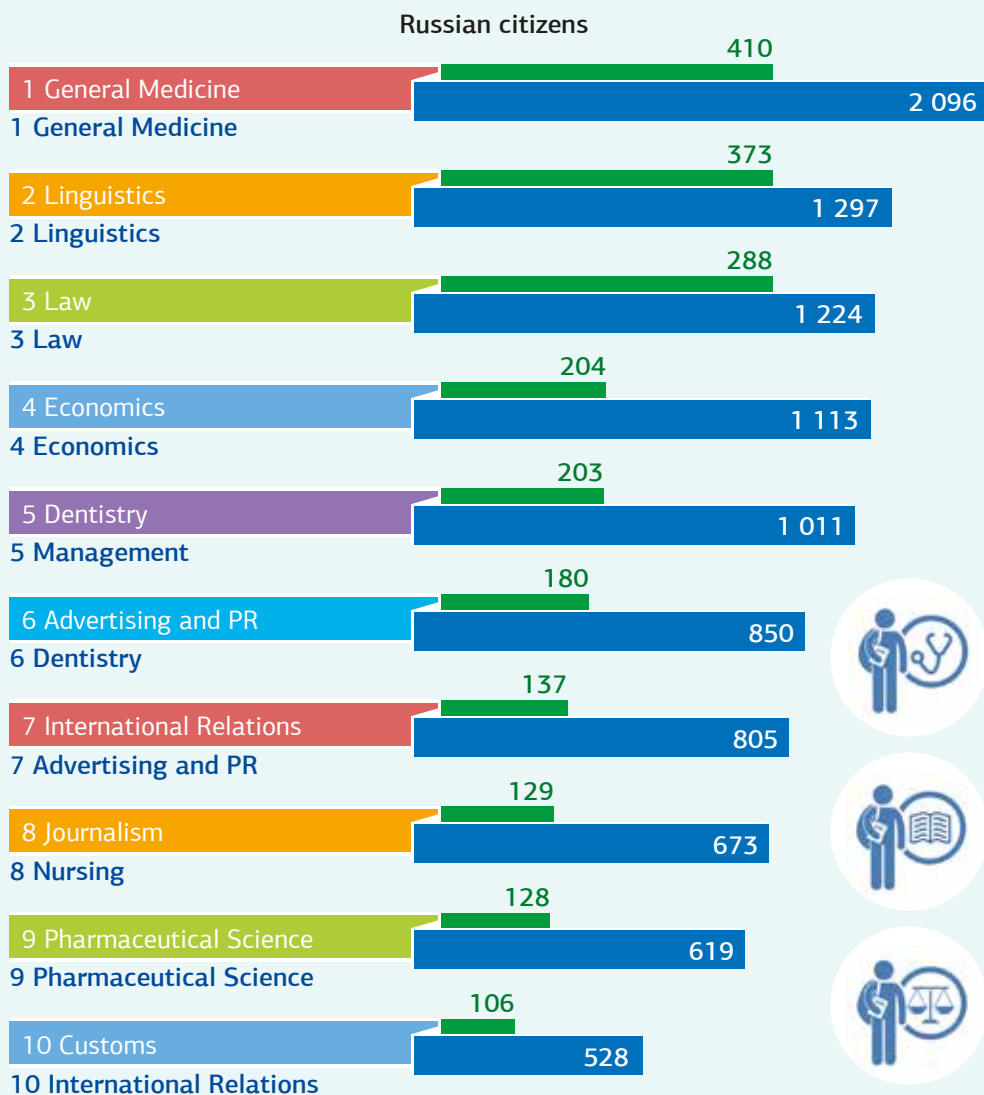
All countries





Non-CIS countries



Most popular fields of study and specialties in 2017 enrolment (head organization)

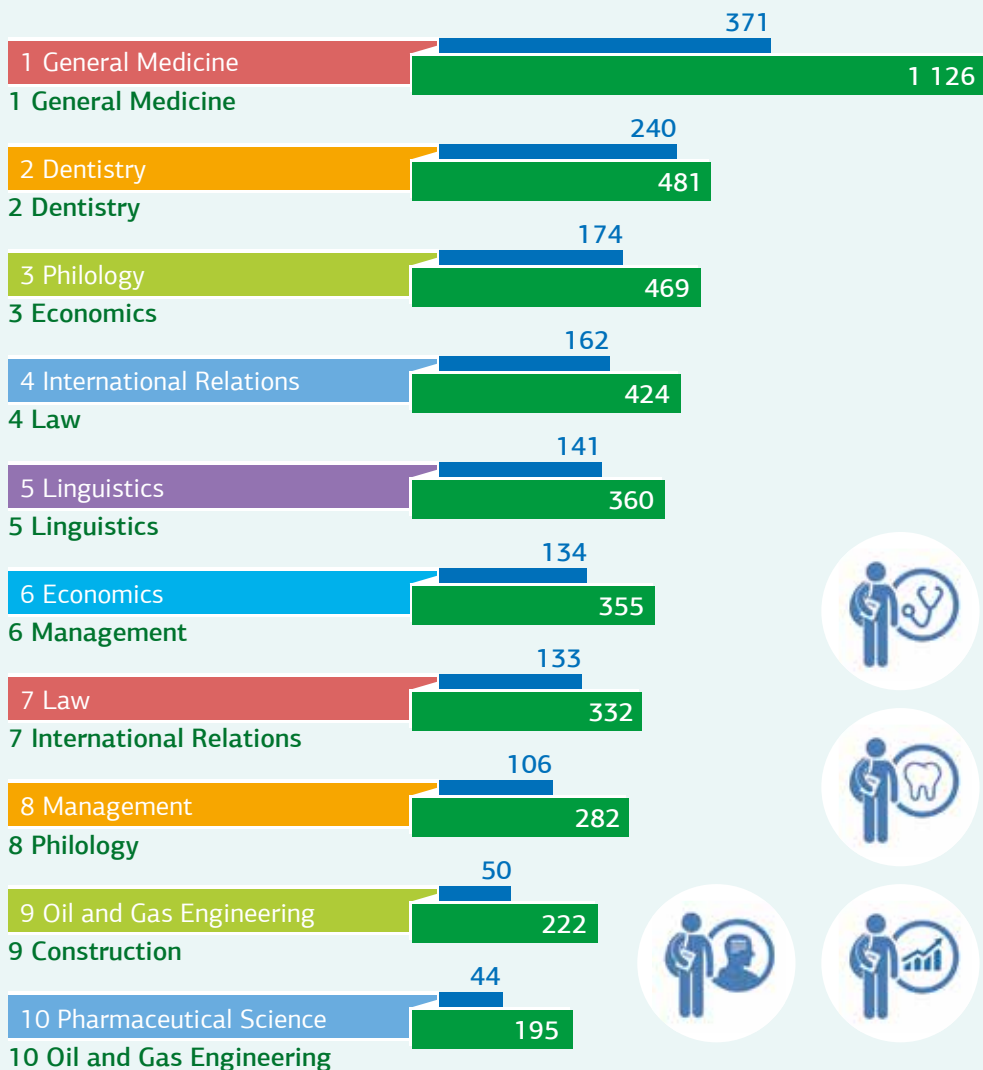


 Most popular fields of study and specialties in the full-time mode of study (state-subsidized + contract) among the Russian Federation citizens for 2017 enrolment for bachelor's, specialist's and master's programmes

 Most popular fields of study and specialties among the Russian Federation citizens in 2017 – in number of students in any mode of study (bachelor's, specialist's and master's programmes)

Most popular fields of study and specialties in 2017 enrolment (head organization)

Foreign citizens



Most popular fields of study and specialties in the full-time mode of study (state-subsidized + contract) among the foreign citizens for 2017 enrolment for bachelor's, specialist's and master's programmes

Most popular fields of study and specialties among the foreign citizens in 2017 – in number of students in any mode of study (bachelor's, specialist's and master's programmes)

SCIENCE

SCIENTIFIC AND EDUCATIONAL LABORATORIES



OVER 150

SCIENTIFIC AND EDUCATIONAL CENTRES



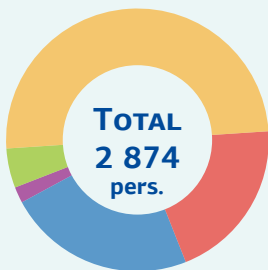
OVER 30

Bedspace rate in student hostels

Number of students living in student hostels

over 8 000 students (8 337)

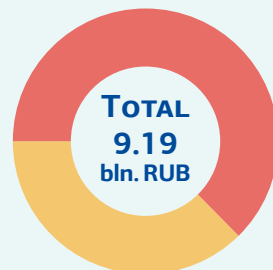
NUMBER OF ACADEMIC STAFF (INCLUDING BRANCHES)



Including:

- Doctors of Science **602**
- PhDs **1 429**
- Full Professors **313**
- Associate Professors **626**
- International academic staff **122**

ANNUAL BUDGET



Total 9.19 bln. RUB

- Including extra-budgetary resources **5.92 bln. RUB (64%)**